

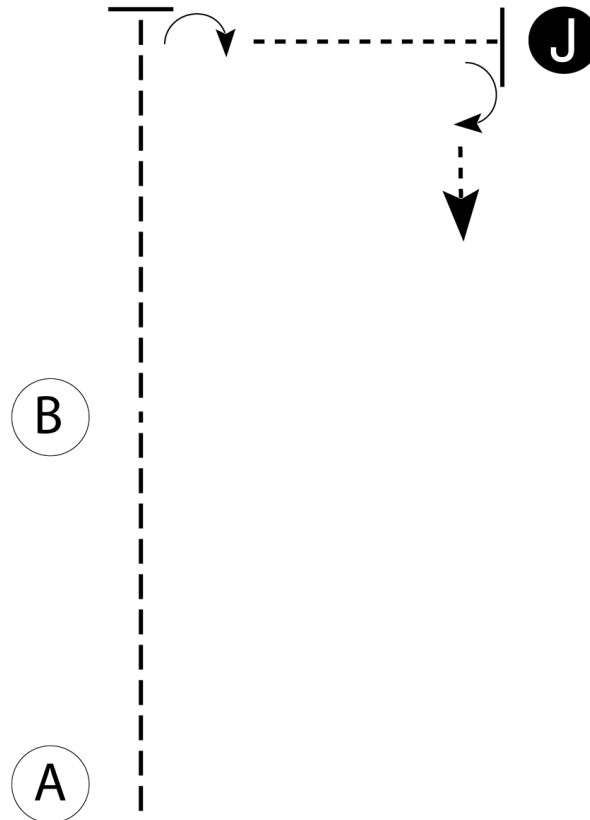
SILVER SANDS BRIDLE CLUB

ENGLISH SHOWMANSHIP (SCHOOLING, BEG, NOV, GREEN)

Show Date: 05-04-2022

w w w . H o r s e S h o w P a t t e r n s . c o m

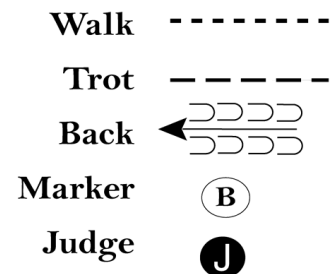
w w w . H o r s e S h o w P a t t e r n s . c o m



Be ready at A.

1. Trot from A, past B and until even with judge.
2. Perform a 1/4 turn.
3. Walk to judge and set up.
4. When dismissed, perform a 1/4 turn.
5. Walk straight away and proceed to line up by following the instructions of your ring steward.

INSPECTION WILL BE DONE IN LINE UP.



[S/WT-72]

Pattern Provided by:

Tyler Achenhagen

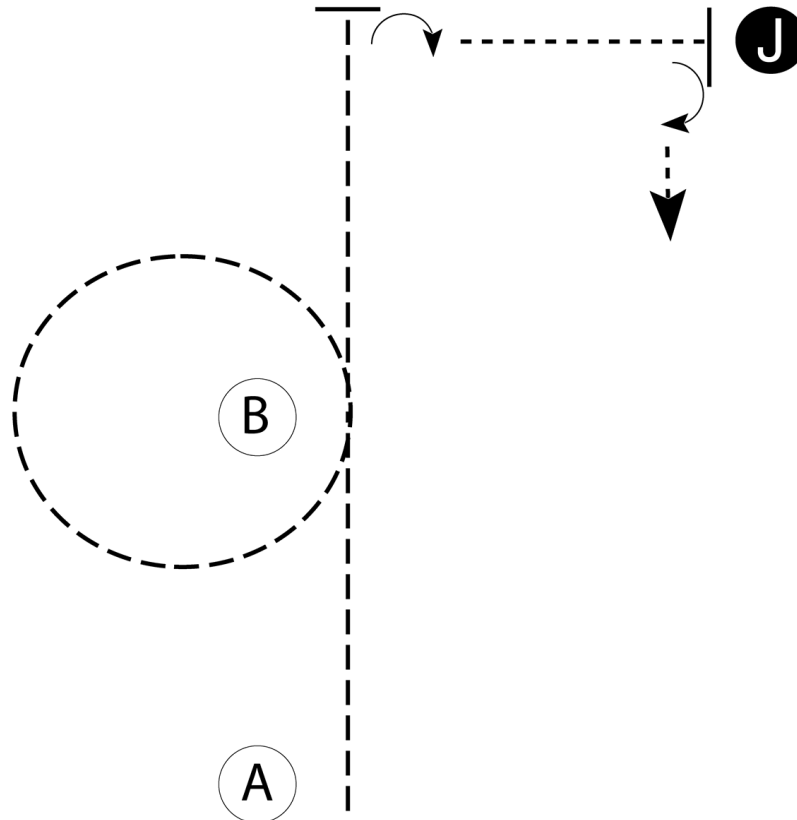
SILVER SANDS BRIDLE CLUB

ENGLISH SHOWMANSHIP (JR, SR)

Show Date: 05-04-2022

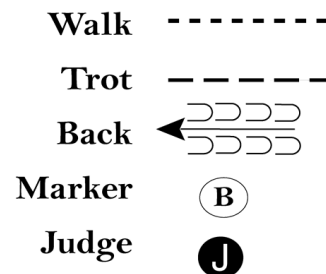
w w w . H o r s e S h o w P a t t e r n s . c o m

w w w . H o r s e S h o w P a t t e r n s . c o m



Be ready at A.

1. Trot to B.
2. Circle to the left at the trot as shown.
3. Trot until even with judge.
4. Perform a 1/4 turn.
5. Walk to judge and set up.
6. When dismissed, perform a 1/4 turn.
7. Walk straight away and proceed to line up by following the instructions of your ring steward.



INSPECTION WILL BE DONE IN LINE UP.

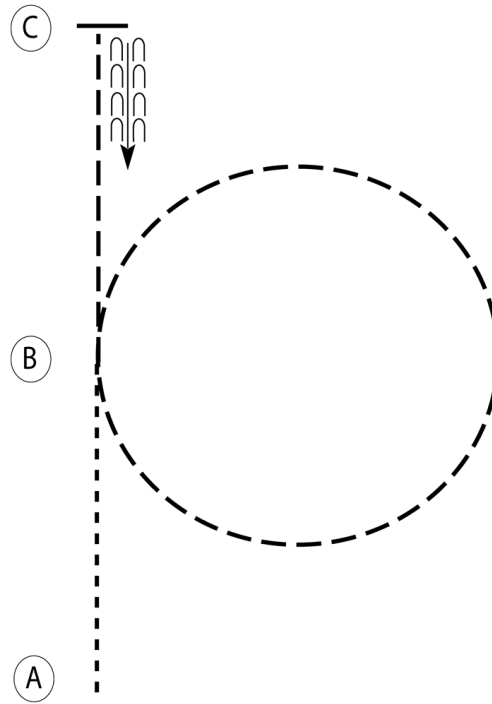
[S/1-72]

Pattern Provided by:
Tyler Achenhagen

SILVER SANDS BRIDLE CLUB

W/T EQUITATION (SCHOOLING, NOVICE, GREEN)

Show Date: 05-04-2022



Be ready at A.

1. Walk from A to B.
2. At B, perform a posting trot circle to the right on the proper diagonal.
3. Return to B and perform a sitting trot to C.
4. Stop at C and back approximately one horse length.

Follow the instructions of your ring steward.

Walk	-----
Trot	- - - - -
Extended Trot	-----
Canter	-----
Leg Yield	
Lead Change	↙ ↘
Back	← ← ← ← ←
Marker	(B)
Sidepass	← ← ← ← ←
Hand Gallop	-----

[HSE/WT-32]

Pattern Provided by:
Tyler Achenhagen

w w w . H o r s e S h o w P a t t e r n s . c o m

w w w . H o r s e S h o w P a t t e r n s . c o m

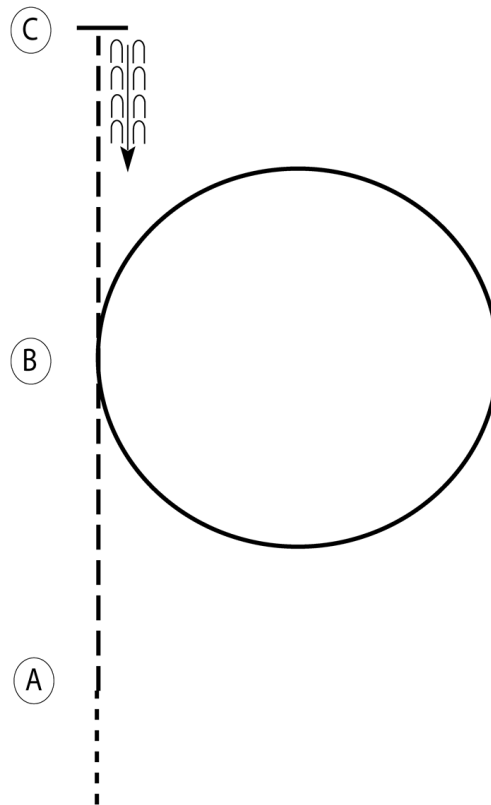
SILVER SANDS BRIDLE CLUB

WTC EQUITATION (SCHOOLING, JR, SR)

Show Date: 05-04-2022

w w w . H o r s e S h o w P a t t e r n s . c o m

w w w . H o r s e S h o w P a t t e r n s . c o m



Be ready before A.

1. Walk to A.
2. Sitting trot from A to B.
3. At B, canter a circle to the right on the right lead.
4. At B, posting trot on the right diagonal to C.
5. Stop at C and back approximately one horse length.

Follow the instructions of your ring steward.

Walk	-----
Trot	- - - - -
Extended Trot	— — — — —
Canter	—————
Leg Yield	
Lead Change	↙ ↘
Back	← C C C C
Marker	⊙
Sidepass	← — — — — →
Hand Gallop	— — — — —

[HSE/1-32]

Pattern Provided by:
Tyler Achenhagen