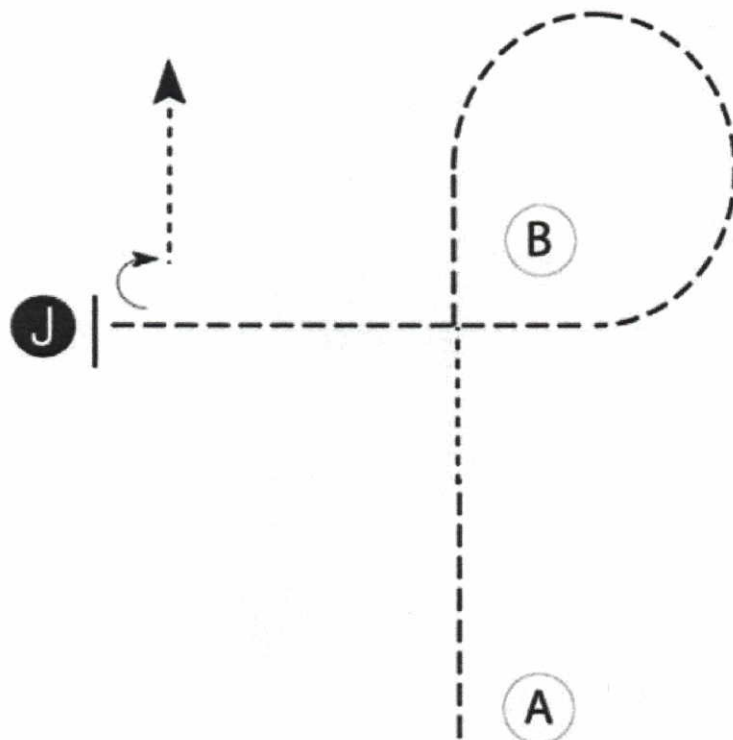


Showmanship Open, Beginner, Novice & Green

Show Date: 11/12/2022 & 11/13/2022

www.HorseShowPatterns.com

www.HorseShowPatterns.com



Be ready at A.

1. Trot halfway to B.
2. Walk two horse lengths.
3. Trot to and around B as shown.
4. Trot to the judge. Stop and set up for inspection.
5. When dismissed, perform a 90 degree turn and walk straight away.

Follow the instructions of your ring steward.

| | |
|--------|-----------|
| Walk | ----- |
| Trot | - - - - - |
| Back | ← |
| Marker | ⊙ B |
| Judge | ● J |

Pattern Provided by:

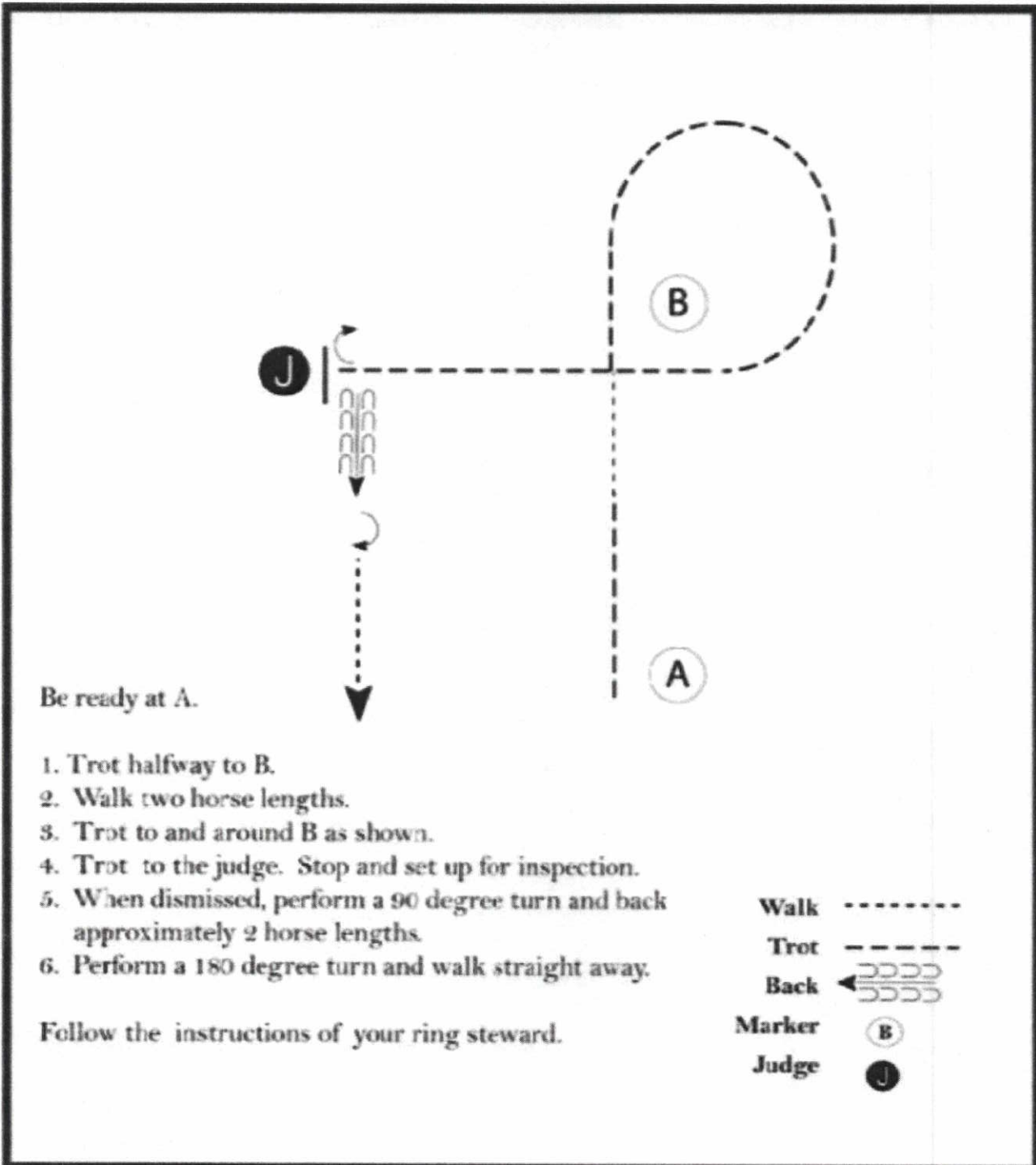
[SWT-78]

Showmanship Junior and Senior

Show Date: 11/12/2022 & 11/13/2022

www.HorseShowPatterns.com

www.HorseShowPatterns.com



Pattern Provided by:

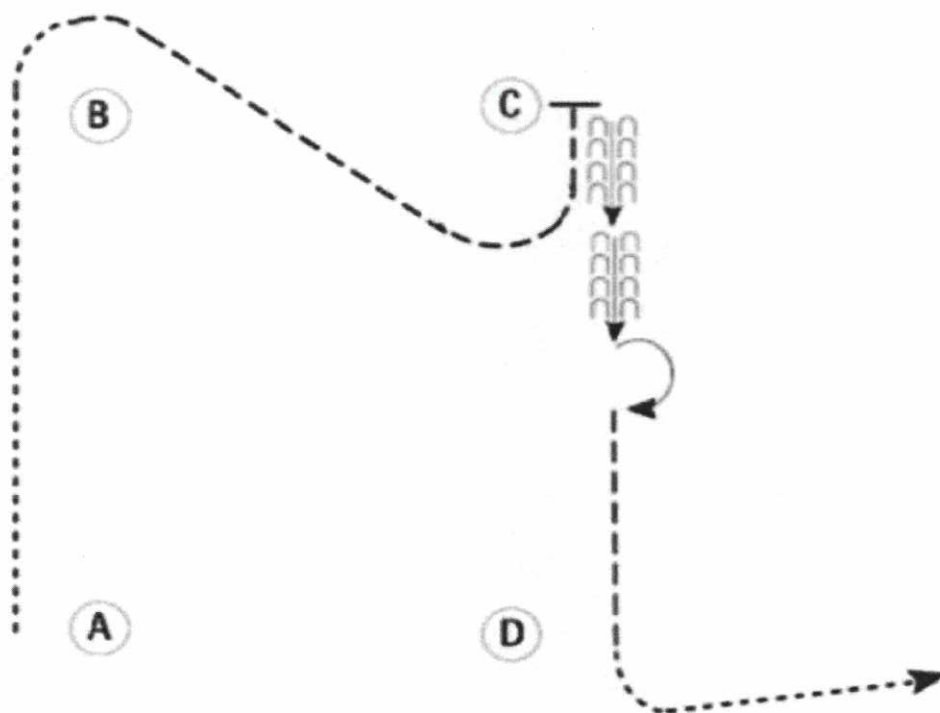
[S/2-78]

Horsemanship Open, Beginner, Novice & Green

Show Date: 11/13/2022

www.HorseShowPatterns.com

www.HorseShowPatterns.com



Be ready at A.

1. Walk to B.
2. At the top of B, begin to jog.
3. Jog to C.
4. Stop and back approximately one horse length.
5. Turn 180 degrees to the right.
6. Jog to D.
7. Walk at D and turn to the left.

Follow the instructions of your ring steward.

| | |
|--------------|-----------|
| Walk | ----- |
| Jog | - - - - - |
| Extended Jog | ----- |
| Lope | ===== |
| Leg Yield | |
| Lead Change | XXXXX |
| Back | ←←←←← |
| Marker | ⊙ B |
| Sidepass | ←←←←← |

Pattern Provided by:

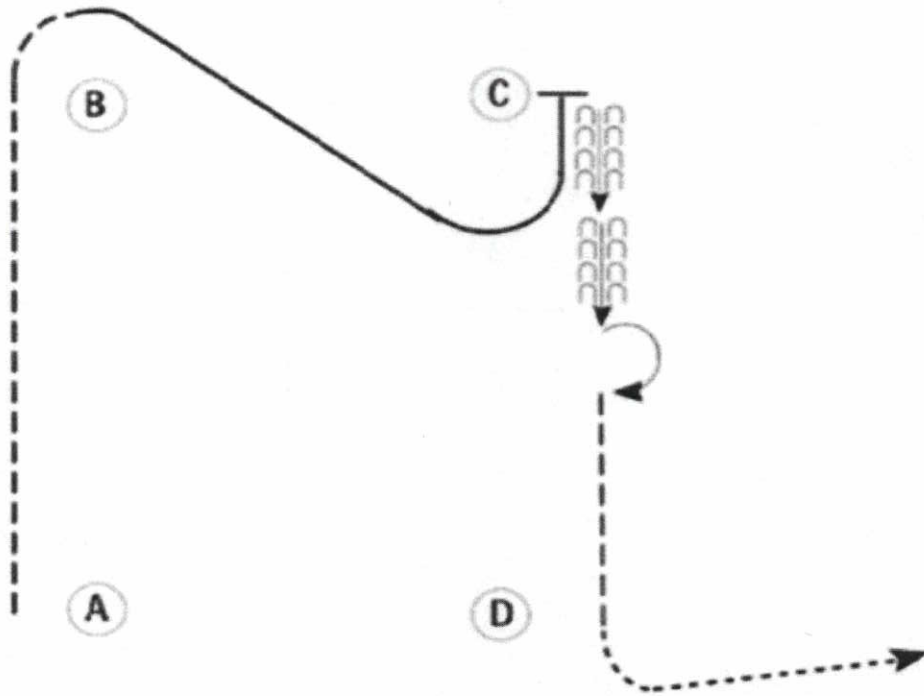
[WH/WT-52]

Horsemanship Junior and Senior

Show Date: 11/13/2022

www.HorseShowPatterns.com

www.HorseShowPatterns.com



Be ready at A.

1. Jog to B.
2. At the top of B, pick up the left lead.
3. Lope on the left lead to C.
4. Back approximately one horse length.
5. Turn 180 degrees to the right.
6. Jog to D.
7. Walk at D and turn to the left.

Follow the instructions of your ring steward.

| | |
|--------------|-----------|
| Walk | ----- |
| Jog | - - - - - |
| Extended Jog | ----- |
| Lope | ===== |
| Leg Yield | |
| Lead Change | ↗ ↘ |
| Back | ←←← |
| Marker | ⊙ B |
| Sidepass | ← → |

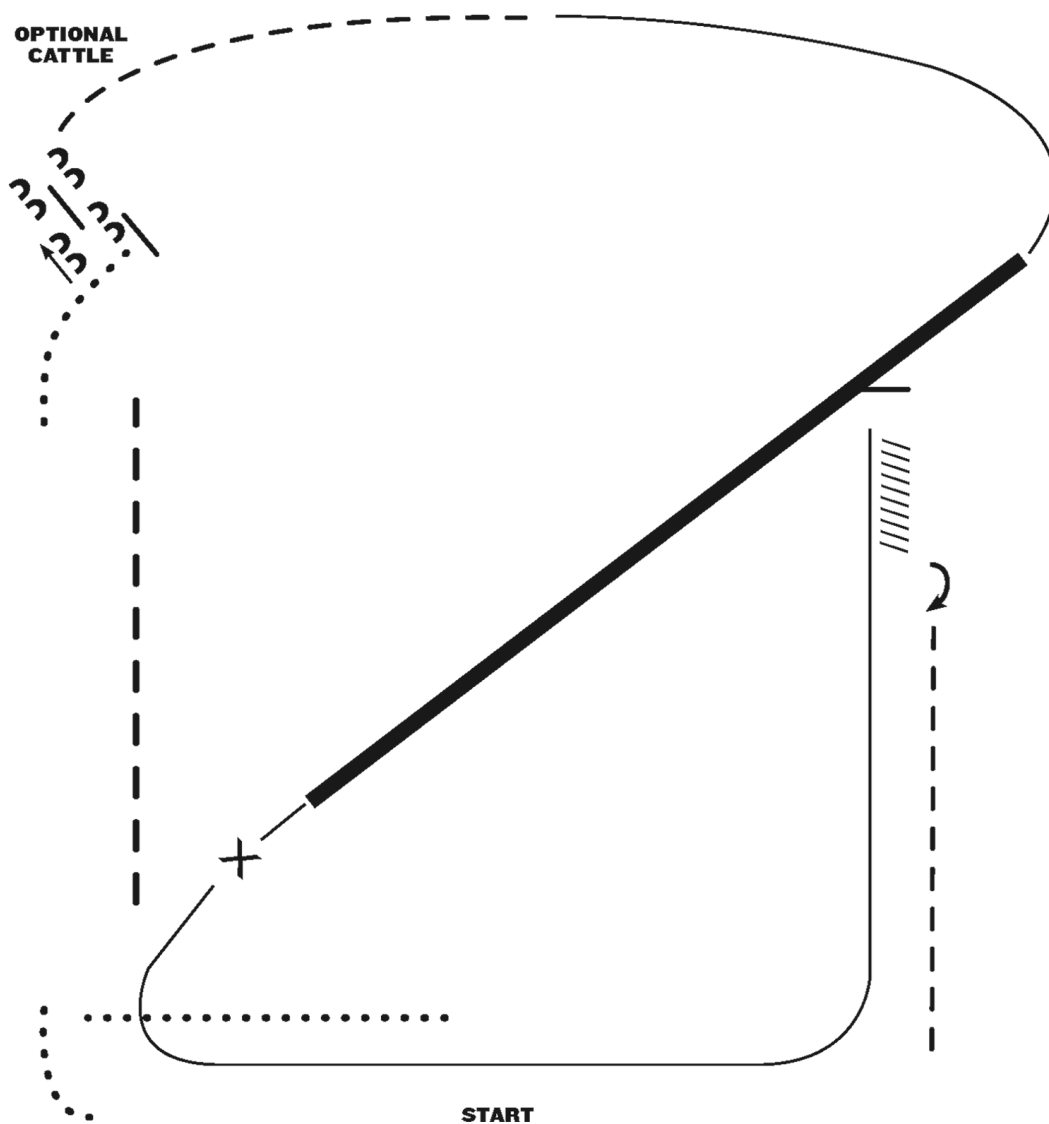
Pattern Provided by:

[WH/1-52]

SILVER SANDS BRIDLE CLUB

RANCH RIDING PATTERN 10

Show Date: 11/13/2022



1. Walk
2. Extended trot
3. Walk
4. Stop, side pass log left
5. Trot
6. Lope right lead
7. Extended Lope (right lead)
8. Collect lope and change leads (simple or flying)
9. Lope left lead
10. Stop and back
11. 180 turn to right
12. Trot

Note: The drawn description of this pattern is only intended for the general depiction of the pattern. Exhibitors should utilize the arena space to best exhibit their horses.

[RR/AQHA-10]

Pattern Provided by:

w w w . H o r s e S h o w P a t t e r n s . c o m

w w w . H o r s e S h o w P a t t e r n s . c o m